







LINK Prosthesis Heads

CE 0482

Explanation of Pictograms			
	Manufacturer		Article number
	Material (number)		Product meets the applicable requirements, which are regulated in the EU harmonization legislation for the affixing of the CE marking.

LINK Prosthesis Heads

Contents

System Description

- 02 System Description: Prosthesis Heads A
- 02 System Description: Prosthesis Heads B

Implants

- 03 Prosthesis Heads A - Ceramic
- 04 Prosthesis Heads B - CoCrMo

Surgical Technique

- 05 Surgical Technique

Accessories

- 06 Instructions for Cleaning and Maintenance
- 06 Literature

Indications / Contraindications

- 07 for Prosthesis Heads A - Ceramic
- 07 for Prosthesis Heads B - CoCrMo

Important Information

System Description

The LINK Prosthesis Heads A

for total hip prostheses are small ceramic balls that are placed onto the hip stem. Due to the conical design of the 12/14 taper, the heads sit firmly on the stem and require no additional fixation.

LINK Prosthesis Heads A come in four diameters (28mm, 32mm, 36mm and 40mm) and four neck lengths, ranging from -4mm to +8mm. Detailed correlation can be seen in table below.

LINK Prosthesis Heads A come in different materials that result in different colours:

- ISO 6474-2 ZTA Zirconia Toughened Aluminium Oxide Ceramic LINK CeraDur (White)
- ISO 6474-2 ZTA Zirconia Toughened Aluminium Oxide Ceramic BIOLOX delta (Pink)
- ISO 6474-1 Aluminium Oxide Ceramic BIOLOX forte (Yellow)

The LINK Prosthesis Heads B

for total hip prostheses are small metal balls that are placed onto the hip stem. Due to the conical design of the 12/14 or 14/16 taper, the heads sit firmly on the stem and require no additional fixation.

LINK Prosthesis Heads B come in several diameters (22mm, 24mm, 26mm, 28mm, 32mm and 36mm) and neck lengths ranging from -4mm to +10.5mm.

Prosthesis Heads

Prosthesis Heads A

MAT LINK CeraDur - Ceramic
Taper 12/14 mm




CAUTION:
Ceramic Inserts out of CeraDur must only be combined with CeraDur Prosthesis Heads.

REF	Head-Ø mm	Neck length	Neck length mm
198-791/01	28	short	-3.5
198-791/02	28	medium	0
198-791/03	28	long	+3.5
198-792/01	32	short	-4
198-792/02	32	medium	0
198-792/03	32	long	+4
198-792/04	32	extra long	+7
198-793/01	36	short	-4
198-793/02	36	medium	0
198-793/03	36	long	+4
198-793/04	36	extra long	+8
198-794/01	40	short	-4
198-794/02	40	medium	0
198-794/03	40	long	+4
198-794/04	40	extra long	+8

Prosthesis Heads A

MAT BIOLOX forte-Ceramic
Taper 12/14 mm



REF	Head-Ø mm	Neck length	Neck length mm
128-928/01	28	short	-3.5
128-928/02	28	medium	0
128-928/03	28	long	+3.5
128-932/01	32	short	-4
128-932/02	32	medium	0
128-932/03	32	long	+4
128-936/01	36	short	-4
128-936/02	36	medium	0
128-936/03	36	long	+4

Prosthesis Heads A

MAT BIOLOX delta-Ceramic
Taper 12/14 mm



CAUTION:
Ceramic Inserts out of BIOLOX delta must only be combined with BioloX Prosthesis Heads.

REF	Head-Ø mm	Neck length	Neck length mm
128-791/01	28	short	-3.5
128-791/02	28	medium	0
128-791/03	28	long	+3.5
128-792/01	32	short	-4
128-792/02	32	medium	0
128-792/03	32	long	+4
128-792/04	32	extra long	+7
128-793/01	36	short	-4
128-793/02	36	medium	0
128-793/03	36	long	+4
128-793/04	36	extra long	+8
128-794/01	40	short	-4
128-794/02	40	medium	0
128-794/03	40	long	+4
128-794/04	40	extra long	+8

Prosthesis Heads

Prosthesis Heads B

MAT CoCrMo alloy

Taper 12/14 mm



REF	Head-Ø mm	Neck length	Neck length mm
128-822/01	22	short	-3.5
128-822/02	22	medium	0
128-824/01	24	short	-3.5
128-824/02	24	medium	0
128-826/01	26	short	-3.5
128-826/02	26	medium	0
128-826/03	26	long	+3.5
128-828/01	28	short	-3.5
128-828/02	28	medium	0
128-828/03	28	long	+3.5
128-828/04	28	extra long	+10.5
128-832/01	32	short	-4
128-832/02	32	medium	0
128-832/03	32	long	+4
128-832/04	32	extra long	+8.5
128-836/01	36	short	-4
128-836/02	36	medium	0
128-836/03	36	long	+4
128-836/04	36	extra long	+8

Prosthesis Heads B

MAT CoCrMo alloy

Taper 12/14 mm



REF	Head-Ø mm	Neck length	Neck length mm
198-822/01	22	short	-3.5
198-822/02	22	medium	0
198-824/01	24	short	-3.5
198-824/02	24	medium	0
198-826/01	26	short	-3.5
198-826/02	26	medium	0
198-826/03	26	long	+3.5
198-828/01	28	short	-3.5
198-828/02	28	medium	0
198-828/03	28	long	+3.5
198-828/04	28	extra long	+7
198-828/05	28	extra extra long	+10.5
198-832/01	32	short	-4
198-832/02	32	medium	0
198-832/03	32	long	+4
198-832/04	32	extra long	+8.5
198-836/01	36	short	-4
198-836/02	36	medium	0
198-836/03	36	long	+4
198-836/04	36	extra long	+8

Surgical Technique



The taper of the stem is carefully cleaned and dried. This is particularly important with ceramic heads. Then the head is attached by hand with a rotational movement, applying axial pressure. To finish, the acetabular head driver (**175-360**) is used to gently tap the prosthesis head into position.

INFORMATION:

LINK Prosthesis heads with 12/14 taper can be combined with all LINK Hip stems with 12/14 taper and LINK heads with 14/16 taper can be combined with all LINK Hip stems with 14/16 taper.

Except stated otherwise. Please refer to the implant specific surgical technique.

CAUTION:

Instruments that are required for implanting Prosthesis Heads are part of the LINK hip systems instrument sets and are listed in the respective catalogues.

Accessories

Instructions for Cleaning and Maintenance

Specific instructions for instruments are available on request from customer@linkhh.de

Literature

Prosthesis Heads A, Ceramic

Do Ceramic Femoral Heads Reduce Taper Fretting Corrosion in Hip Arthroplasty? A Retrieval Study by S. M. Kurtz PhDab, S. B. Kocagöz BSa, Josa A. Hanzlik MSa, R. J. Underwood PhDb, J. L. Gilbert PhDc, D. W. MacDonald MSa, G-C. Lee MDd, M. A. Mont MDe, M. J. Kraay MDf, G. R. Klein MDg, J. Parvizi MDh, C. M. Rimnac PhDi

Corrosion in modular total hip replacements: An analysis of the head–neck and stem–sleeve taper connections. by S. Munir, BE, MBIomedEa,* , Michael B. Cross, MDa,b, Christina Esposito, PhDa, Anna Sokolovaa, and William L. Walter, MBBS, FRACS, FAOrthA, PhDa

The Lancet, 'Failure rates of stemmed metal-on-metal hip replacements: analysis of data from the National Joint Registry of England and Wales'

[http://www.thelancet.com/journals/lancet/article/PIIS0140-6736\(12\)60353-5/abstract](http://www.thelancet.com/journals/lancet/article/PIIS0140-6736(12)60353-5/abstract)

http://www.altimed.by/en/products/hips/heads/biolox_delta_head/

<https://www.ceramtec.com/ceramic-materials/biolox/wear-osteolysis/>

<https://www.ceramtec.com/ceramic-materials/biolox/biocompatibility/>

<https://www.ceramtec.com/ceramic-materials/biolox/wear-osteolysis/>

Tribology of total hip arthroplasty prostheses, What an orthopaedic surgeon should know

[Claude B. Rieker \(https://www.ncbi.nlm.nih.gov/pmc/articles/PMC5367615/\)](https://www.ncbi.nlm.nih.gov/pmc/articles/PMC5367615/)

Parvizi J. The influence of head material on polyethylene wear. Presented at the 13th EFORT Congress 2012. May 23-25. Berlin

Prosthesis Heads B, CoCrMo

Design Dossier W. LINK – DOC 08614 und 08725

Design Dossier W. LINK – DOC 08614 und 08725

Long, M., & Rack, H. (1998). Titanium alloys in total joint replacement—a materials science perspective. *Biomaterials*, 19(18), 1621-1639

Biomaterial test showed enhanced antimicrobial efficacy (against staphylococcus aureus) comparing titanium alloy and tantalum: Eurofins BioPharma, Product Testing Munich GmbH; Department of Microbiology, Behringstrasse 6/8, 82152, PlaneggMünchen, Germany; www.eurofins.com/pharma-services, Microbiology, Munich@eurofins.com (DOC-10461)



For more information please register for our LINK Media Library (linkorthopaedics.com)

LINK Prosthesis Heads A, Ceramic
Indications
Total primary hip endoprosthesis surgery in combination with prosthesis stems and cup or Bipolar Heads
Revision hip surgery (= endoprosthesis removal) using new prosthesis stems and cup
Revision hip surgery (= endoprosthesis removal) with cup left in situ without damage or permissible damage of the cup and liner, or when cup liner is exchanged
Contraindications
Revision hip surgery (=endoprosthesis removal) with the stem left in situ, when the taper of the stem is damaged

LINK Prosthesis Heads B, Metal (CoCrMo)
Indications
Total primary hip endoprosthesis surgery in combination with prosthesis stems and cup or Bipolar Heads
Revision hip surgery (= endoprosthesis removal) using new prosthesis stems and cup
Revision hip surgery (= endoprosthesis removal) with cup left in situ without damage or permissible damage of the cup and liner, or when cup liner is exchanged
Contraindications
Revision hip surgery (=endoprosthesis removal) with the stem left in situ, when the taper of the stem is damaged
Revision (=endoprosthesis removal) of a ceramic head, it has to be replaced with a revision ceramic head (with a metal inner taper)

INFORMATION:

A technical compatibility between all LINK heads with 12/14 taper and all LINK hip stems with 12/14 taper, as well as 14/16 heads and stems, is given. Valid head neck extensions are defined in the stem specific surgical technique. However, in certain revision cases a further extension might be clinically indicated and can be seen as the best treatment option for the patient. This has to be carefully evaluated by the surgeon, considering the patient's clinical condition and the level of physical activity before performing a hip replacement.

Please note the following regarding the use of our implants:

1. Choosing the right implant is very important.

The size and shape of the human bone determines the size and shape of the implant and also limits the load capacity. Implants are not designed to withstand unlimited physical stress. Demands should not exceed normal functional loads.

2. Correct handling of the implant is very important.

Under no circumstances should the shape of a finished implant be altered, as this shortens its life span. Our implants must not be combined with implants from other manufacturers. The instruments indicated in the Surgical Technique must be used to ensure safe implantation of the components.

3. Implants must not be reused.

Implants are supplied sterile and are intended for single use only. Used implants must not be used again.

4. After-treatment is also very important.

The patient must be informed of the limitations of the implant. The load capacity of an implant cannot compare with that of healthy bone!

5. Unless otherwise indicated, implants are supplied in sterile packaging.

Note the following conditions for storage of packaged implants:

- Avoid extreme or sudden changes in temperature.
- Sterile implants in their original, intact protective packaging may be stored in permanent buildings up until the "Use by" date indicated on the packaging.
- They must not be exposed to frost, dampness or direct sunlight, or mechanical damage.
- Implants may be stored in their original packaging for up to 5 years after the date of manufacture. The "Use by" date is indicated on the product label.
- Do not use an implant if the packaging is damaged.

6. Traceability is important.

Please use the documentation stickers provided to ensure traceability.

7. Further information on the material composition is available on request from the manufacturer.

Follow the instructions for use!

Waldemar Link GmbH & Co. KG, Hamburg

All content in this catalog, including text, pictures and data, is protected by law. Every instance of use, whether in part or in whole and which is not permitted by law, is subject to our prior consent. In particular, this applies to the reproduction, editing, translation, publishing, saving, processing, or passing on of content stored in databases or other electronic media and systems, in any manner or form. The information in the catalogs is solely intended to describe the products and does not constitute a guarantee.

The Surgical Technique described has been written to the best of our knowledge and belief, but it does not relieve the surgeon of his/her responsibility to duly consider the particularities of each individual case.

Products shown in this document may not be available in your country. The product availability is subject to the approval and/or registration regulations of the respective country. Please contact Waldemar Link GmbH & Co. KG if you have questions about the availability of LINK products in your country.

Waldemar Link GmbH & Co. KG and/or other corporate affiliated entities own, use or have applied for the following trademarks in many jurisdictions: LINK, BiMobile, SP II, Modell Lubinus, E-Dur, EndoDur, T.O.P. II, BetaCup, CombiCup PF, CombiCup SC, CombiCup R, MobileLink, C.F.P., LCU, SP-CL, LCP, MIT-H, Endo-Model, Endo-Model SL, MP, MEGASYSTEM-C, GEMINI SL, SPAR-K, LCK, Link OptiStem, HX, TiCaP, X-LINKed, PorAg, LINK PorEx, BiPorEx, PorEx-Z, TrabecuLink, Tilastan, customLINK, RescueSleeve, Stactip, VACUCAST.

Other trademarks and trade names may be used in this document to refer to either the entities claiming the marks and/or names or their products and are the property of their respective owners.

