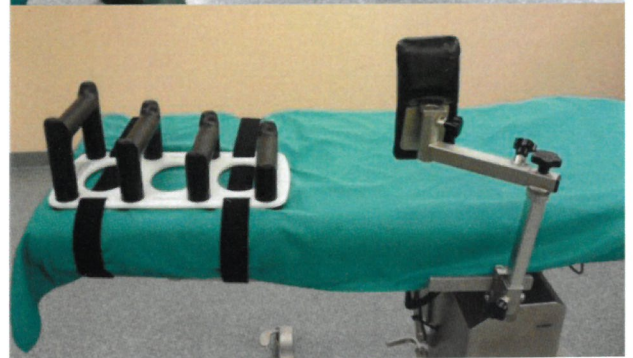



# LEGHOLDER RX<sup>®</sup> CE

## The „Must“ for Surgery of the Knee Joint!

6 different stable positions. In combination with a lateral post at the middle of the thigh one assistant becomes superfluous. X-ray transparent. Get fixed under the sterile towels.



Wirz Ortho Mechanics, Bernstrasse 1, CH-3076 Worb, Tel: +41318324353; Fax +41318324354



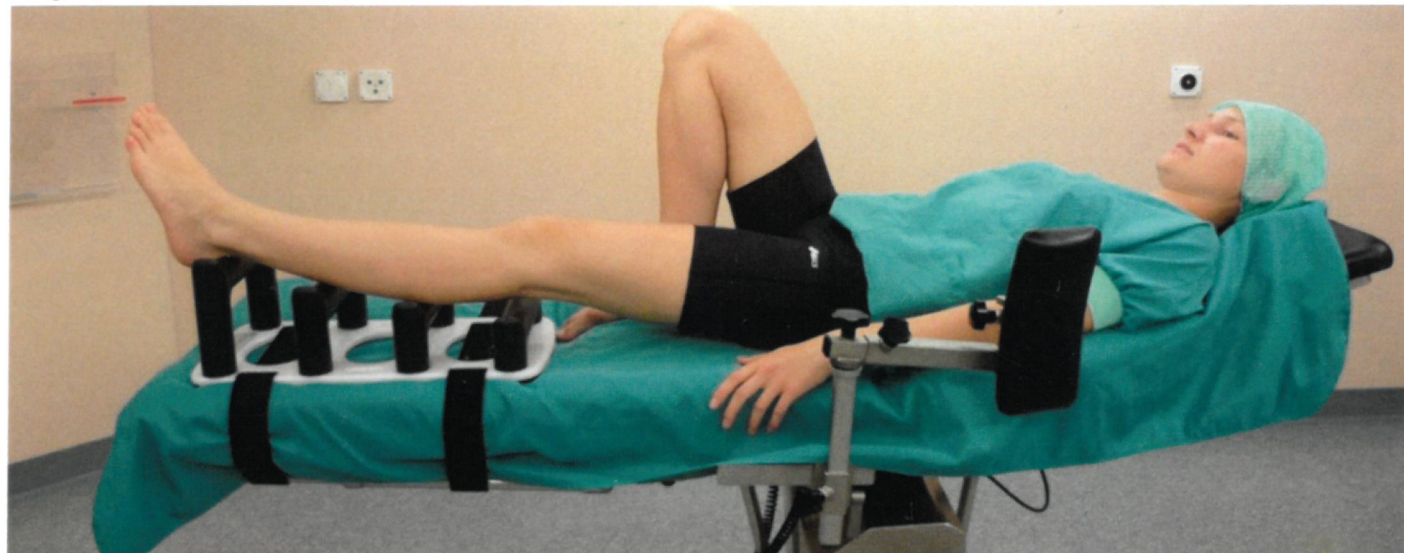
Mobile +41796306644, [www.wirz-ortho.ch](http://www.wirz-ortho.ch); [mechanik@wirz-ortho.ch](mailto:mechanik@wirz-ortho.ch)

Swissmedic CH-201505-0035; Registered with the FDA



The LegholderRX® allows stable positioning of the foot and the leg permitting surgery in 6 different knee joint positions without it being supported in the poplitea. Fixation is directly by Velcro belts around the OR table before prepping. This way of positioning in combination with a lateral thigh post is very helpful in open and arthroscopic knee surgery as arthroplasties, osteotomies, cruciate-

meniscus- and patellar surgery. It replaces an assistant. Motion at the ankle joint is free. The malleoli and the middle of the ankle joint are well palpable to set the axial alignment. Because the LegholderRX® is made of X-ray transparent materials it is always possible to use the image intensifier and make intraoperative X-rays.



#### TECHNICAL DATA

- Dimensions: 490 x 240 x 200mm
- Weight: 3kg, inclusive 2 robust Velcro belts
- X-ray transparency
- High grade stable plastic materials
- Resistant, latex free positioning
- Ease of cleaning, inert against common cleaning agents